



100L WHEELED BIN

100L Mobile Bin

Designed for industrial environments

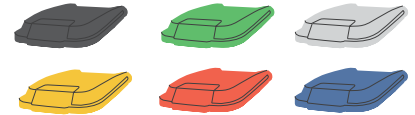
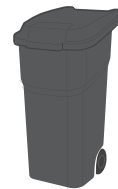
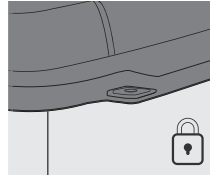
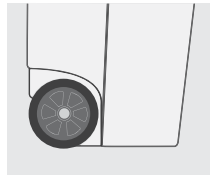
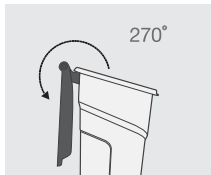
Optimal for indoor & outdoor use.

SPECIAL FEATURES

- + Extra wide opening
- + Large rubber wheels for easy transport
- + Padlock eye for optional locking
- + Bag holder for quick & efficient replacement
- + High positioned back handle for easy mobility
- + Waterproof lid
- + One hand easy opening



100L
item | 5100



ITEM

	100L item 5100	100L BIN item 5110	100L LID item 5120
	59x44x92cm	59x44x90cm	59x44x11cm
	7 Pcs\ Stack	7 Pcs\ Stack	60x22x58cm (3 Pcs\ Carton)
	14 PCS	14 PCS	14 PCS

DATA

